

بِسْمِ اللَّهِ الرَّحْمَنِ الرَّحِيمِ



Muhammadi Madrasah

GIRLS WUDHU & SALAAH ASSESSMENT

ASSESSED BY:	DATE

Student's Name & Class:

--



To the parents:

This booklet has been introduced in the Madrasah to assess and possibly improve your child's wudhu and salaah.

Inshallah by the time you have received this book the initial stages of the assessment should have been completed by the assessors, thereby giving you an indication as to which areas of your child's wudhu and salaah need further improvement. If your child had made any errors in any of his wajib actions, he would have been reassessed to bring his wudhu and salaah to an acceptable level.

You are therefore advised to go through this book with your child and read any notes that the assessor may have made, in order to complete the assessment programme and perfect your child's wudhu and salaah. All those acts completed successfully will have been ticked whilst the highlighted sections indicates the mistakes that took place during the assessment. This joint effort of assessors and parents will inshallah help to raise the standards of our children.

To the assessor: Please use the following procedure to assess your student:

- a) While the student is performing wudhu and salaah:
 - Tick all the checkboxes corresponding to actions performed correctly.
 - Highlight all the checkboxes corresponding to actions performed incorrectly.
 - Highlight areas of the Arabic text which were pronounced incorrectly.
- b) Once the assessment is complete go through the booklet with the student telling them of areas where improvement is needed.
- c) Hand the booklet back to the admin. DO NOT give it to the student.

To the re-assessor: Please use the following procedure to reassess your student

- a) While the student is performing wudhu and salaah:
 - Tick the *highlighted* checkboxes if the actions are now being performed correctly.
 - Leave highlighted checkboxes untouched if the actions are still being performed incorrectly.
 - Place a tick near highlighted areas of the Arabic text which are now being pronounced correctly.
 - Leave highlighted areas of the Arabic text untouched if they are still being pronounced incorrectly.
- b) Once the assessment is complete go through the booklet with the student telling them of corrections that have been made and where improvement is still required.
- c) Hand the booklet back to the admin. DO NOT give it to the student.

This Salaah Assessment has been endorsed by the Islamic Education Board of The World Federation

WUDHU

Wudhu is required (wajib) for:

- all salaah, except salaah-ul-mayyit
- tawaaf of the Ka'bah
- touching the writing of the Holy Qur'an
- touching the names of Allah and the 14 Ma'sumeen
- making a Nadhr

It is recommended (mustahab) to do wudhu:

- before you go to sleep
- before you go to Madrasah or an Islamic centre
- when you are angry (as it calms you down)
- to touch the margins of the pages of the Qur'an
- in fact it is good to be in the state of wudhu all the time

Before doing wudhu you should make sure that the parts on which wudhu is performed (face, arms, head, feet) are:

- Islamically pure (tahir), unless it can be made tahir via wudhu,
- not obstructed by anything that would stop the water reaching them e.g. plaster, nail varnish, rings, gel etc

BOLD – Wajibaat (required)
LIGHT – Mustahabbat (recommended)

REMOVAL OF OBSTRUCTIONS:

- | | |
|--|-----|
| All rings/watches removed | () |
| Sleeves rolled up <i>above</i> elbows | () |
| Socks removed | () |
| Ensure there is nothing that obstructs water on hair | () |
| Ensure hair and feet are dry | () |
| No ink, paint or nail varnish marks | () |

NIYYAT: Intention specified – Qurbatan Ilallah ()

RECOMMENDED ACTS (MUSTAHABBAT):



Washing hands twice ()



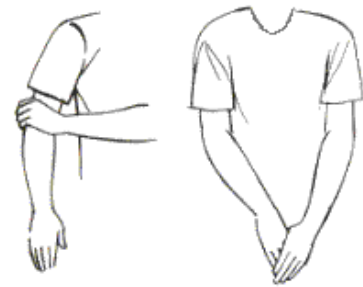
Gargling three times ()



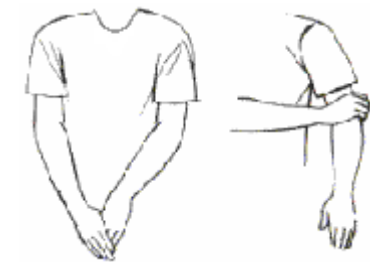
Rinsing nose three times ()

WASHING THE FACE:

- Ensure hair is not covering forehead ()
- Water poured onto the face ()
- Face wiped from hairline to tip of chin ()
- Width of the face is wiped between tips of thumb and middle finger ()
- Ensure all wiping is done downwards ()
- Ensure face is washed no more than twice ()
- Sides of the face also washed ()

WASHING RIGHT ARM:

- Water poured onto right arm ()
- Whole elbow and inner crease wiped ()
- Individual fingers wiped to tips ()
- All wiping done from elbows to fingertips ()
- Ensure arm is washed no more than twice ()

WASHING LEFT ARM:

- Water poured on left arm ()
- Whole elbow and inner crease wiped ()
- Individual fingers wiped to tips ()
- All wiping done from elbows to fingertips ()
- Ensure arm is washed no more than twice ()
- Ensure no extra water is collected by closing the tap just before masah* ()

MASAH OF HEAD:

- No additional water taken ()
- Wiping with right hand ()
- Wiping from middle of head to hairline ()
- Wiping with flats of fingers NOT nails ()
- Wiping NOT extended onto forehead ()
- Wiping done only ONCE ()
- Wiping done with width of three fingers ()

MASAH OF FEET:

- Wiping from the toes till ankle joint ()
- Right foot first then left - NOT same time ()
- Right hand used for right foot ()
- Left hand used for left foot ()
- Each foot wiped ONCE only ()

SALAAH

“...but when you are free from danger, set up Regular Prayers: For such Prayers are enjoined on believers at stated times.”
(Qur'an: Chapter 4, Verse 103)

It is obligatory to perform the following five prayers every day during the prescribed times:

- *Salaat-ul-Fajr* (**Dawn** prayer), consisting of two units (each unit of prayer is called a *rak`ah*)
- *Salaat-ul-Dhuhr* (**Midday** prayer) consisting of four units
- *Salaat-ul-`Asr* (**Afternoon** prayer) consisting of four units
- *Salaat-ul-Maghrib* (**Dusk** prayer) which consist of three units
- *Salaat-ul-`Isha* (**Night** prayer) consisting of four units.

Performing the Daily Prayers according to the Shi'a Ja'fari school of thought involves taking prescribed steps in order (*tartib*) and in regular succession without undue delay between them (*muwalat*). The person must first perform preliminary purification (*ghusl*, if necessary, or *wudhu*) and fulfil all other prerequisites.

Obligatory Acts Relating to Namaaz

There are eleven obligatory acts for prayers:

1. Niyyat (intention)
2. Qiyam (standing erect)
3. Takbiratul Ehram (saying Allahu Akbar while commencing the prayers)
4. Ruku' (bowing)
5. Sajdah (two prostrations)
6. Qira'at (recitation of Surah al-Hamd and another surah)
7. Dhikr (prescribed recitation in Ruku' and Sajdah)
8. Tashahhud (bearing witness after completing the Sajdah of the second and the last rak'ah)
9. Salaam (salutation)
10. Tartib (following the prescribed sequence)
11. Muwalat (performing the different acts of prayer in regular succession)

ADHAN:

اللَّهُ أَكْبَرُ

Allah is Great (4 Times)

أَشْهَدُ أَنْ لَا إِلَهَ إِلَّا اللَّهُ

I bear witness that there is no God but Allah (Twice)

أَشْهَدُ أَنَّ مُحَمَّدًا رَسُولُ اللَّهِ

I bear witness that Muhammad is the Messenger of Allah (Twice)

أَشْهَدُ أَنَّ أَمِيرَ الْمُؤْمِنِينَ عَلِيًّا وَلِيُّ اللَّهِ

I bear witness that Ali, the Commander of the faithful, is the Friend of Allah (Twice)

حَيَّ عَلَى الصَّلَاةِ

Hasten towards prayer (Twice)

حَيَّ عَلَى الْفَلَاحِ

Hasten towards prosperity (Twice)

حَيَّ عَلَى خَيْرِ الْعَمَلِ

Hasten towards the best of action (Twice)

اللَّهُ أَكْبَرُ

Allah is Great (Twice)

لَا إِلَهَ إِلَّا اللَّهُ

There is no God except Allah (Twice)

IQAMAH:

اللَّهُ أَكْبَرُ

Allah is Great (Twice)

أَشْهَدُ أَنْ لَا إِلَهَ إِلَّا اللَّهُ

I bear witness that there is no God but Allah (Twice)

أَشْهَدُ أَنَّ مُحَمَّدًا رَسُولُ اللَّهِ

I bear witness that Muhammad is the Messenger of Allah (Twice)

أَشْهَدُ أَنَّ أَمِيرَ الْمُؤْمِنِينَ عَلِيًّا وَلِيُّ اللَّهِ

I bear witness that Ali, the Commander of the faithful, is the Friend of Allah (Twice)

حَيَّ عَلَى الصَّلَاةِ

Hasten towards prayer (Twice)

حَيَّ عَلَى الْفَلَاحِ

Hasten towards prosperity (Twice)

حَيَّ عَلَى خَيْرِ الْعَمَلِ

Hasten towards the best of action (Twice)

قَدْ قَامَتِ الصَّلَاةُ

Lo, Prayer has established (Twice)

اللَّهُ أَكْبَرُ

Allah is Great (Twice)

لَا إِلَهَ إِلَّا اللَّهُ

There is no God except Allah (Once)

!

!

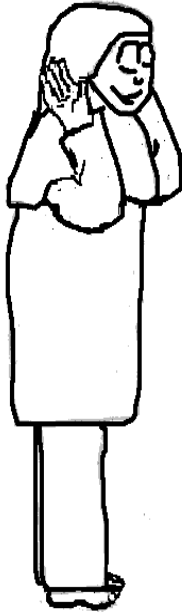
3 – RAKA'AT MAGHRIB SALAAH

BOLD – Wajibaat (required)
LIGHT – Mustahabbat (recommended)

NIYYAH:

Prayer specified – Maghrib ()
Intention specified – Qurbatan I-lallah ()

TAKBIRATUL EHRAM:



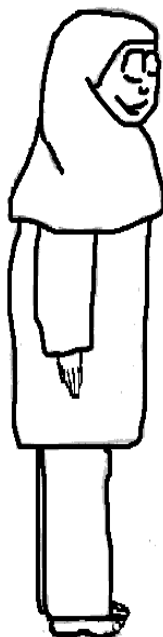
اللَّهُ أَكْبَرُ

(Allah is Greater)

Recitation as above ()
No gap in Recitation ()
Motionless while reciting ()
Performed whilst standing ()

Raising hands up to ears ()
Fingers closed ()

QIYAAM:



Standing straight facing Qiblah ()
Motionless while reciting ()
Not leaning on anything ()

Standing with feet together ()
Hands resting on thighs ()
Looking at Mohr ()

SURATUL FATEHA:

بِسْمِ اللَّهِ الرَّحْمَنِ الرَّحِيمِ ()

I commence with the Name of Allah – The Most Merciful The Most Beneficent.

الْحَمْدُ لِلَّهِ رَبِّ الْعَالَمِينَ ()

Praise be to Allah, the Sustainer of the creation.

الرَّحْمَنُ الرَّحِيمُ ()

The Compassionate, the Merciful.

مَالِكِ يَوْمِ الدِّينِ ()

Master of the Day of Judgement.

إِيَّاكَ نَعْبُدُ وَإِيَّاكَ نَسْتَعِينُ ()

You alone we worship, and to You alone we pray for help.

اهْدِنَا الصِّرَاطَ الْمُسْتَقِيمَ ()

Guide us on the straight path.

صِرَاطَ الَّذِينَ أَنْعَمْتَ عَلَيْهِمْ غَيْرِ الْمَغْضُوبِ عَلَيْهِمْ وَلَا
الضَّالِّينَ ()

*The path of those whom You have favoured, not of those who have incurred Your wrath,
nor of those who have gone astray.*

SURATUL IKHLAS:

بِسْمِ اللَّهِ الرَّحْمَنِ الرَّحِيمِ ()

I commence with the Name of Allah – The Most Merciful The Most Beneficent.

قُلْ هُوَ اللَّهُ أَحَدٌ ()

Say: Allah is One - the Eternal Being.

اللَّهُ الصَّمَدُ ()

Allah is He Who is independent of all being.

لَمْ يَلِدْ وَلَمْ يُولَدْ ()

He begot none, nor was He begotten.

وَلَمْ يَكُنْ لَهُ كُفُوًا أَحَدٌ ()

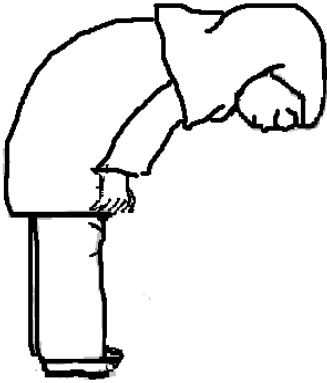
And none in the creation is equal to Him.

QUNOOT: In the *second* rak'ah it is mustahab to perform Qunoot before Ruku':



- Recitation of any Du'a ()
- Salawat before and after Du'a ()
- Raising hands to face level ()
- Palms facing upwards ()
- Fingers closed ()

RUKU:



- Standing still before going into Ruku' – *Qiyaam Muttasil Bi Ruku* ()
- Bending slightly at the waist ()
- Placing palms on thighs ()
- Motionless while reciting ()
- Standing motionless after Ruku ()
- Looking between the feet ()
- Arms & elbows close to body ()
- Knees *not* pushed back ()

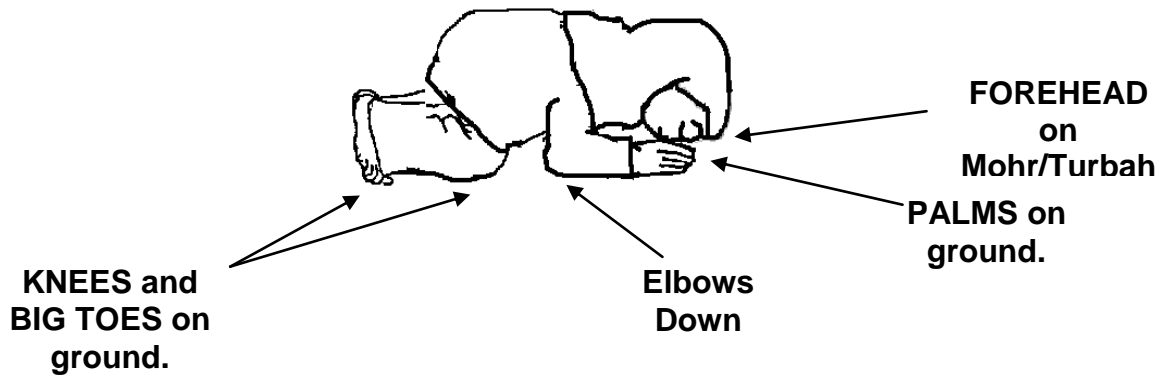
سُبْحَانَ رَبِّيَ الْعَظِيمِ وَ بِحَمْدِهِ
اللَّهُمَّ صَلِّ عَلَى مُحَمَّدٍ وَ آلِ مُحَمَّدٍ،

*Free from all defects is my Lord, and with His praise I bow.
O Allah send Your Blessings on Muhammad and his family.*

After Rising from Ruku' it is Mustahab to recite:

سَمِعَ اللَّهُ لِمَنْ حَمَدَهُ

Allah listens to one who praises Him.

SAJDAH:

سُبْحَانَ رَبِّيَ الْأَعْلَى وَ بِحَمْدِهِ
اللَّهُمَّ صَلِّ عَلَى مُحَمَّدٍ وَ آلِ مُحَمَّدٍ،

*Glory be to my Great Sustainer, Most High, and I praise Him.
O Allah send Your Blessings on Muhammad and his family.*

7 Parts of body touching ground	()	Knees reach ground <i>before</i> hands	()
Motionless while reciting	()	Nose touching ground/Mohr	()
Rising head first from Sajdah	()	Eyes looking at nose	()
Sitting still between two Sajdahs	()	Arms close to body	()
		Fingers closed	()
		Knees lifted off ground <i>after</i> hands	()

Between the two Sajdahs it is Mustahab to recite:

اللَّهُ أَكْبَرُ، اَسْتَغْفِرُ اللَّهَ رَبِّي وَ أَتُوبُ إِلَيْهِ، اللَّهُ أَكْبَرُ

Allah is Greater, I ask Allah, my Lord, to cover up my sins and unto Him I turn repentant, Allah is Greater.

When rising for the next Rak'ah it is Mustahab to recite:

بِحَوْلِ اللَّهِ وَ قُوَّتِهِ أَقُومُ وَ أَقْعُدُ

With the power of Allah and the strength from Him I rise and sit.

TASBIHAATE ARBA':

In the Third Rak'ah one must recite the following at least once but better three times:

سُبْحَانَ اللَّهِ وَ الْحَمْدُ لِلَّهِ وَ لَا إِلَهَ إِلَّا اللَّهُ وَ اللَّهُ أَكْبَرُ

Glory be to Allah, and all praise is for Allah and there is no one worth worshipping besides Allah, and Allah is Greater than any description.

TASHAHHUD & SALAAM:

- | | |
|--------------------------------------|-----|
| Recitation in seated position | () |
| Motionless while reciting | () |
| Recitation of Tashahhud | () |
| Recitation of final Salaam | () |
|
 | |
| Sitting on crossed feet | () |
| Palms resting on thighs | () |
| Fingers closed and towards Qiblah | () |
| Looking between thighs | () |
| Recitation of ALL 3 Salaams | () |
| 3 Takbirs after Salaam | () |
| Salawaat after 3 Takbirs | () |

TASHAHHUD – In the second and final rak'ah:

أَشْهَدُ أَنْ لَا إِلَهَ إِلَّا اللَّهُ وَحْدَهُ لَا شَرِيكَ لَهُ
وَأَشْهَدُ أَنَّ مُحَمَّدًا عَبْدُهُ وَرَسُولُهُ
اللَّهُمَّ صَلِّ عَلَى مُحَمَّدٍ وَآلِ مُحَمَّدٍ،

*I testify that there is none worth worshipping except the Almighty Allah, Who is One and has no partner,
And I testify that Muhammad is His servant and messenger.
O Allah! Send Your blessings on Muhammad and his progeny.*

SALAAM – In the final rak'ah:

السَّلَامُ عَلَيْكَ أَيُّهَا النَّبِيُّ وَرَحْمَةُ اللَّهِ وَبَرَكَاتُهُ
السَّلَامُ عَلَيْنَا وَ عَلَى عِبَادِ اللَّهِ الصَّالِحِينَ
السَّلَامُ عَلَيْكُمْ وَرَحْمَةُ اللَّهِ وَبَرَكَاتُهُ

*Allah's peace, mercy and blessings be upon you, O Prophet!
Allah's peace be on us and upon all pious servants of Allah.
Allah's peace, mercy and blessings be on you all!*

This image shows a single page of white paper with horizontal blue or grey ruling lines. The lines are evenly spaced and run across the width of the page, typical of notebook paper. There is no handwriting or other markings on the page.

14